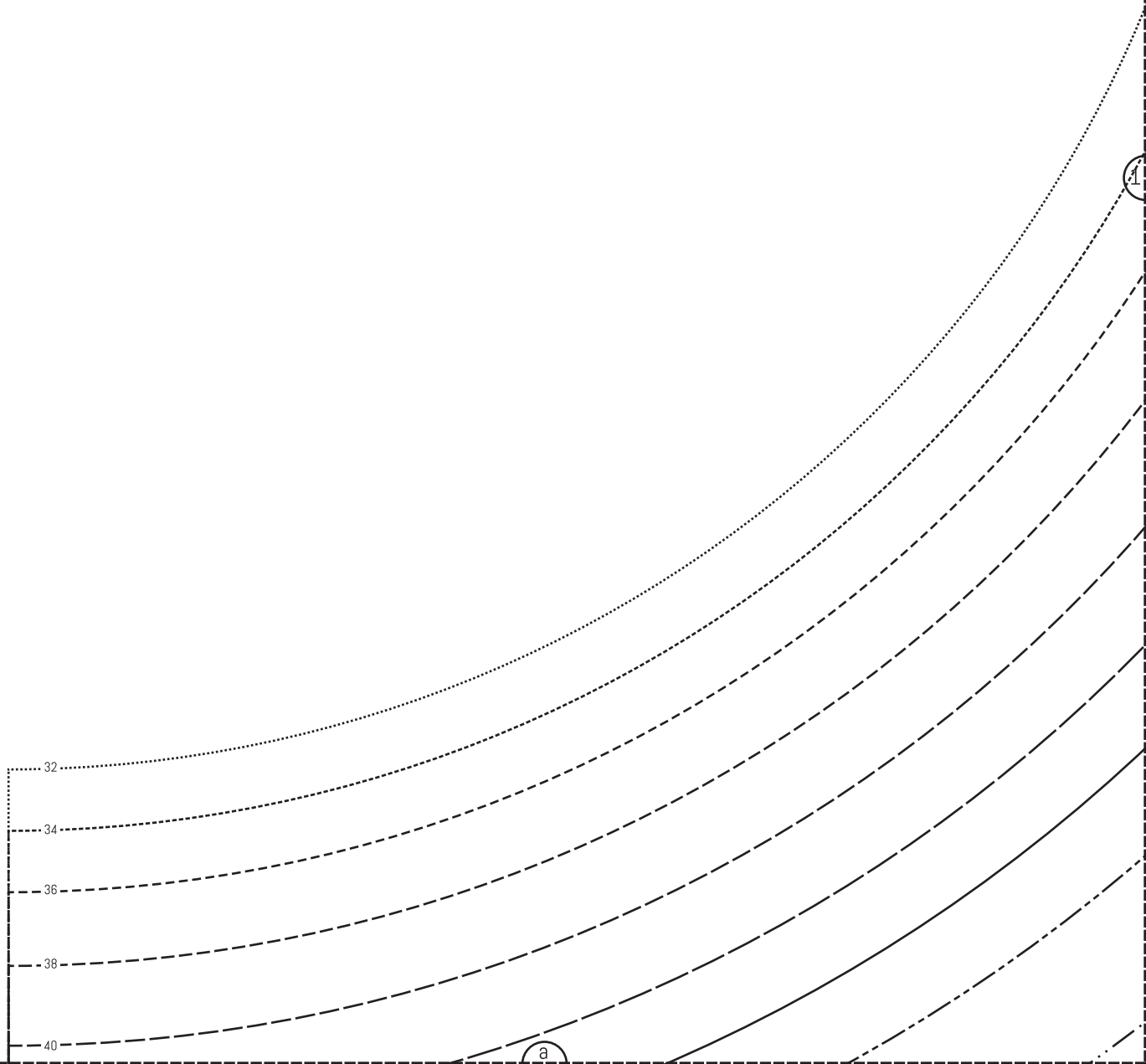
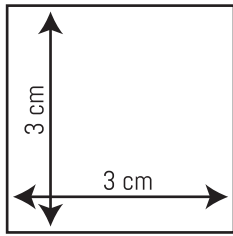



test square





1

2

Taille/Waist

b



32 Reißverschluss/Zipper

52

DE	Gr. 32	Gr. 34	Gr. 36	Gr. 38	Gr. 40	Gr. 42	Gr. 44	Gr. 46	Gr. 48
Tailenweite/Waist size	61 cm	64 cm	67 cm	71 cm	75 cm	79 cm	83 cm	87 cm	93,5 cm
Größenmarkierung/Size marking	-----	-----	-----	-----	-----	-----	-----

2

3



Gr. 50	Gr. 52
100 cm	106,5 cm
.....


3

4

d

4

e



a

42
44
46
48
50
52

Fadenlauf - Straight grain



f

5





GLOCKENROCK "FIFTIES,"

A

Rock

2x aus Oberstoff zuschneiden

Schnittzugaben:

An Taille und Seitennaht 1 cm hinzufügen,

keine Nahtzugabe am Saum

Skirt

cut 2x from face fabric

add $\frac{3}{8}$ " seam allowance on
center back seam and waist,
no hem seam allowance



6


7

8

9



Handwriting practice sheet with a dashed line for cutting and a dotted line for tracing. The sheet contains several sets of parallel lines in different styles: dotted, dashed, and solid. The lines are arranged in a series of parallel paths that curve upwards from left to right. The page is numbered 6 at the top, 7 on the left, 8 on the right, and 9 at the bottom.

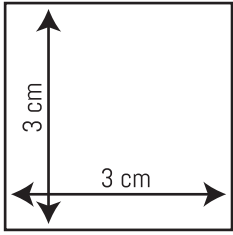


9

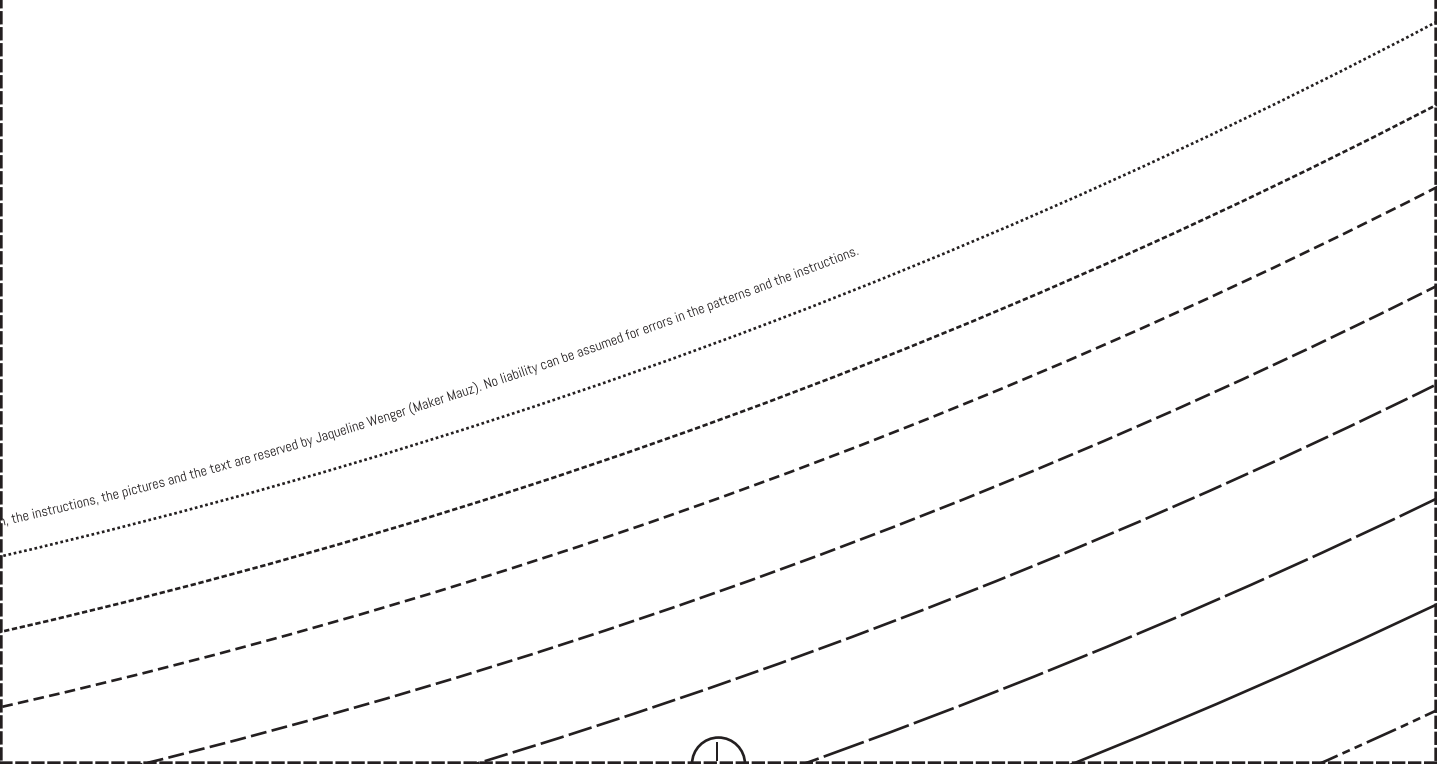
8

10

Größenkontrolle



the instructions, the pictures and the text are reserved by Jaqueline Wenger (Maker Mauz). No liability can be assumed for errors in the patterns and the instructions.



h


Saum/Hem

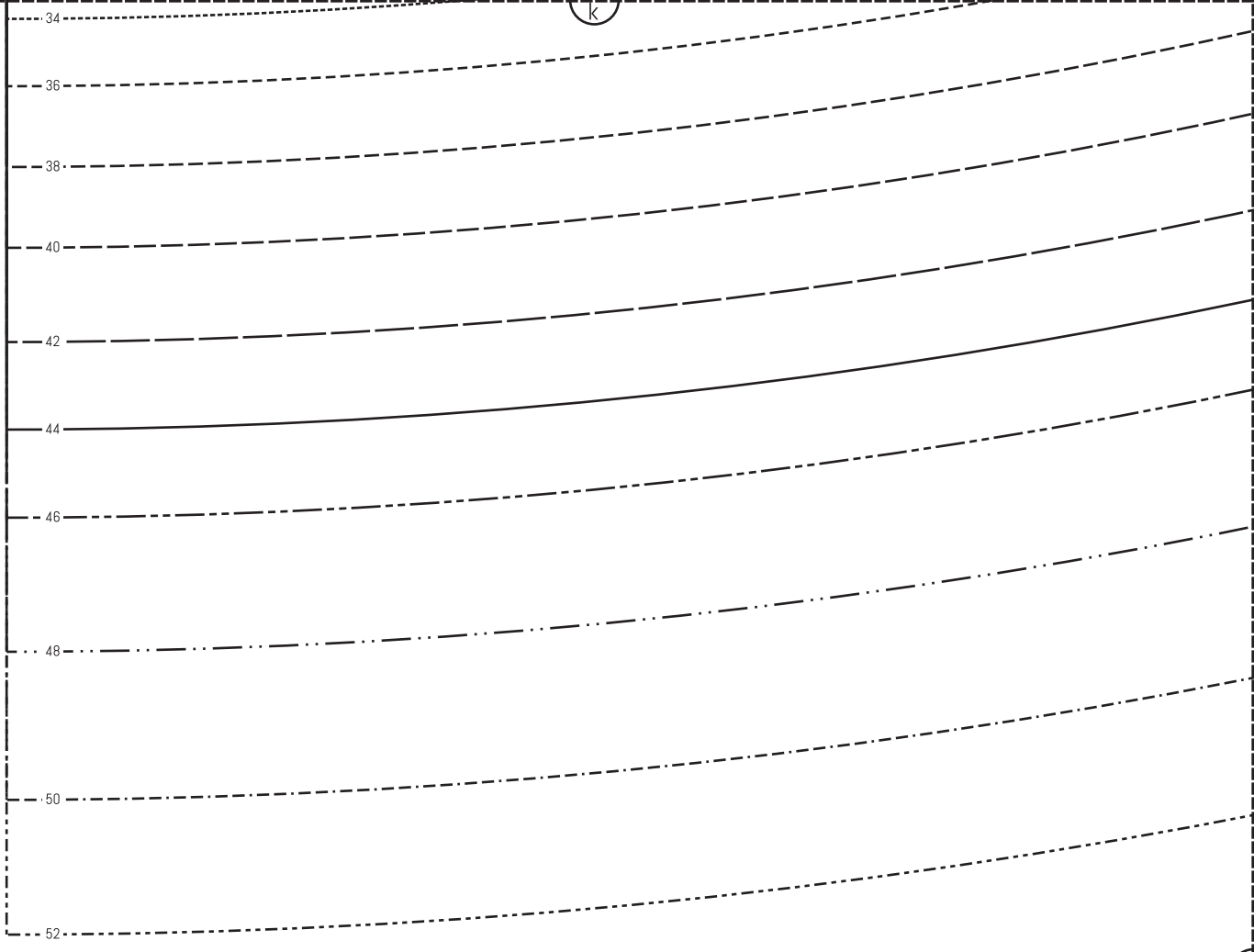
10

11



m






Fadenlauf -
Straight grain



GLOCKENROCK
"FIFTIES,"



13

14

B

Bund

- 1x im Bruch aus Oberstoff zuschneiden
- 1 cm Nahtzugabe hinzufügen
- 1x im Bruch aus Stanzband zuschneiden

Waistband

- cut 1x on the fold from face fabric
- add $\frac{3}{8}$ " seam allowance
- cut 1x on the fold from waist-shaper

Stoffbruch - Fold

32

34

36

38

40

42

44

46

48

