

VALENTINE'S DAY HEART ORNAMENT

A cute, stuffed heart to hang on a branch (or anything else, actually) to help put you in the Valentine's Day spirit.

SUGGESTED FABRICS: Light- to medium-weight woven fabrics like quilting cotton, broadcloth, lawn, shirting, poplin, silk taffeta or dupioni, and linen.

NOTIONS: Coordinating thread, 6 1/2" length of ribbon or rickrack, fiberfill or cotton stuffing.


FABRIC REQUIREMENTS: Two scraps of fabric (approximately 5" x 5").

FINISHED DIMENSIONS: 3 3/4" wide x 4" tall (6 1/2" tall with hanging loop) x 1/2" deep.


NOTE: All seam allowances are 1/4".

SEWING INSTRUCTIONS

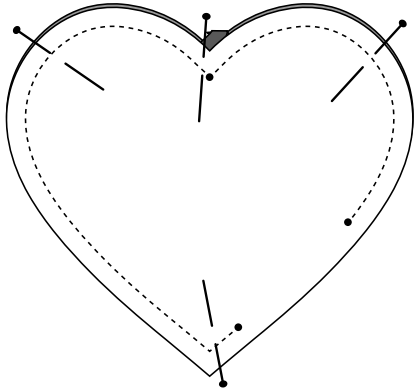
1. Print the template (making sure your printout is scaled correctly by checking the test square), and cut two heart shapes from fabric scraps.



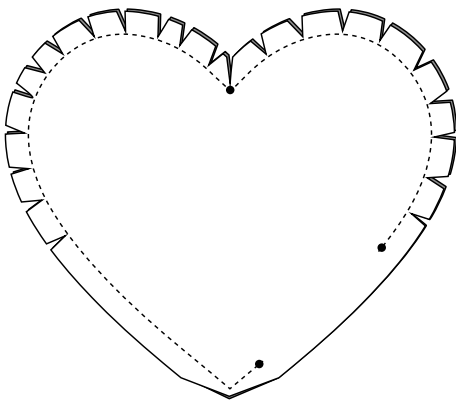
2. Fold the ribbon or rickrack in half with right side out (if applicable), and pin the cut ends to the top of the heart, over the dot. If you like, baste the ribbon with a scant 1/4" seam.




3. Pin the two sides of the heart together, with right sides facing and the ribbon sandwiched between the two layers. Stitch the outside of the heart with a 1/4" seam, leaving a gap between the two dots at the side of the heart so you can turn it right side out.




4. Clip the curved edges, clip into the top very close to the dot (without clipping into the seam itself), and trim the bottom corner.



5. Turn the heart right side out through the opening you left. Finger-press the edges, and use a chopstick or knitting needle to carefully push out the point at the bottom of the heart.



6. Stuff the heart (not too full!) with the fiberfill or cotton stuffing and pin the opening closed, tucking the seam allowances inside. Hand stitch the opening closed, or edgestitch the opening by machine to finish it.



oliver + s discussion forums

For answers to sewing questions,
visit the discussion forums on our website:
oliverands.com/forums

oliver + s




New York, NY

This pattern is for private use only. The images, layout, design and other aspects of this pattern are copyright © Liesl + Co., Inc. 2013. If you wish to make and sell items from this pattern, please contact us for terms. Otherwise, no part of this design or pattern may be reproduced in any form.

oliverands.com

1 3 5 7 9 10 8 6 4 2

VALENTINE'S DAY HEART ORNAMENT TEMPLATE



1" TEST SQUARE

To ensure you
have printed at
the appropriate scale